

Key Features and Benefits of PanGen Category 6A Shielded Solutions:

- Designed to exceed ANSI/TIA 568-C.2 channel requirements
- Installations covered by a 25-year comprehensive warranty program that provides performance to the latest industry standards
- A single point of contact for all PanGen inquiries
- All connectivity components are 100% performance-tested
- Quick installation of PanGen systems is provided through an extensive network of specially trained and certified installers
- Outstanding performance on all electrical parameters to provide a system that exceeds all applicable standards
- A shielded twisted pair (STP) cable with individually shielded pairs for optimized isolation between pairs and immunity from external noise as well as an overall shielded construction
- TRU-Mark® footage marking system to help eliminate unused lengths of cable and save installation time
- Jack modules feature the patent-pending Enhanced Giga-TX™ technology for terminations, which optimizes performance by maintaining cable pair geometry and eliminating conductor untwist
- Patch cords feature slender strain relief boots for easy access to high-density environments and a patented tangle-free latch which prevents snags and provides easy release for simple moves, adds and changes
- Modular patch panels are available in flat and angled styles

Recommended for:

- IEEE 802.3: 10G BASE-T, 1000 BASE-T, 100 BASE-TX, 10 BASE-T, PoE, PoE+
- ANSI/TIA 854: 1000 BASE-TX
- Digital Video
- Broadband and Baseband Analog Video
- CDDI, Token Ring, ATM
- LEED projects

Category 6A Shielded System

Electrical Value	Insertion Loss	NEXT	PSNEXT	PSACR-F	PSACR-N	PSANEXT	PSAACR-F	Return Loss
Guaranteed Channel Headroom over ANSI/TIA Category 6A	3%	3.5 dB	5 dB	10 dB	6.5 dB	20 dB	20 dB	3 dB
Guaranteed Channel Headroom over ISO Class E_A	3%	2.5 dB	4 dB	10 dB	6.5 dB	20 dB	20 dB	3 dB

*Electrical values are above specified standards and consist of worst pair margin per ANSI/TIA 568-C.2 Category 6A and ISO 11801 Class E_A standards.

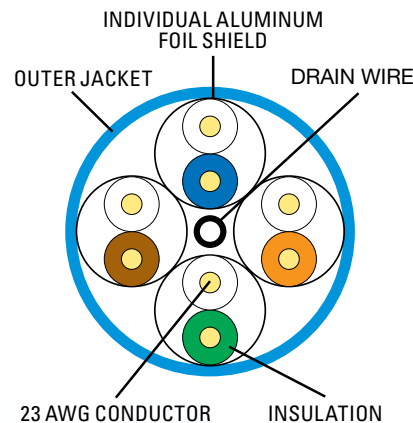
GENERAL CABLE GenSPEED® 10,000 CATEGORY 6A U/FTP (STP) CABLE



Features and Benefits

- Individually shielded pair design allows for maximum pair separation, increasing key electrical performance parameters and providing EMI protection
- Typical positive PSACR beyond 500 MHz for increased available bandwidth
- Improved cable temperature rating (90°C plenum, 75°C riser) for greater protection against increased operating temperatures
- UL Certified Environmental Product Declaration (EPD) contributes toward one LEED® credit under Material and Resource credit (MRc)
- Health Product Declaration™ (HPD™) contributes toward one LEED credit under MRc
- TRU-Mark® print legend contains footage markings from 1000' to 0'
- Made in U.S.A.

Cross-Section






Part Numbers

Spool (Standard packaging: 1000')		
Jacket Color	CMR (Non-Plenum)	CMP (Plenum)
Blue	7133786	7131786
White	7133787	7131787

See all colors and options for this product on page 66 of the PanGen catalog. Non-stock items may be subject to minimum order quantities.

Mini-Com® TX6A™ 10Gig Shielded Jack Modules

- Exceed ANSI/TIA 568-C.2 Category 6A, IEEE 802.3an-2006 and ISO 11801 Class E_A channel standards
- Meet IEC 60512-99-001 for 2500 cycles of engaging and separating conductors under electrical load
- Support IEEE 802.3af, 802.3at and IEEE 802.3bt type 3 and type 4 for all PoE applications up to 100 W
- Fully grounded and bonded to patch panel when installed in Panduit All-Metal Modular Patch Panels (0.187" grounding tab for grounding jacks)
- Operating temperature: -10°C to 65°C (14°F to 149°F)
- UL Certified EPD and HPD for LEED credits under MRc
- UL 2043 (suitable for use in air-handling spaces)

Part Number	Description	Part Number	Description
 CJS6X88TG*Y	Category 6A, shielded, RJ45, 8-position, 8-wire universal module	 CJSH6X88TG*Y	Category 6A, shielded, RJ45, 8-position, 8-wire universal module with spring-shuttered door
 CJS6X88TG*Y-24	24-pack Category 6A, shielded, RJ45, 8-position, 8-wire universal module		




The standard shielded jack is BL (Black): CJS6X88TG*Y

* To designate a color, add: BU (Blue), RD (Red), YL (Yellow), GR (Green), or VL (Violet). Ex: CJS6X88TG*BUY.

Shield grounding requires proper installation of shielded jack module and the use of shielded patch cords and cable. For grounding shielded modules not installed in a shielded patch panel, see Panduit's shielded jack module grounding kit, CJS6X88TG*Y.

TX6A and TX6A-28 Shielded Copper Patch Cords

- Exceed requirements of ANSI/TIA 568-C.2 Category 6A, IEEE 802.3an-2006 and ISO 11801 Class E_A channel standards
- Meet IEC 60512-99-001 for 2500 cycles of engaging and separating conductors under electrical load
- Plug performance in center of TIA component range, ensuring interoperability and 10G BASE-T Ethernet channel performance
- Support IEEE 802.3af, 802.3at and IEEE 802.3bt type 3 and type 4 for all PoE applications up to 100 W









Part Number	Description	Part Number	Description
 STP6X3*	Category 6A, 26 AWG, 10 Gb/s shielded S/FTP patch cord with TX6A modular plugs on each end	 STP28X3*	Category 6A, 28 AWG, small diameter, 10 Gb/s shielded F/UTP patch cord with TX6A 10Gig modular plugs on each end
		 STP6C3M*	Category 6A, 26 AWG, 10 Gb/s shielded F/UTP patch cords with TX6A 10Gig modular plugs on each end (meters only)

* Available lengths: 1 to 20 feet (increments of one foot) and 25, 30, 35, 40 feet. Patch cords listed in Off White. To designate other colors, add suffix to end of part number: IG (International Grey), BL (Black), BU (Blue), GR (Green), OR (Orange), RD (Red), YL (Yellow), or VL (Violet).

* Available lengths: 0.5, 1, 1.5, 2, 2.5, 3-10 meters, 15, 20, 25, 30, 35 and 40 meters. Available colors: IG (International Grey), BL (Black), BU (Blue), GR (Green), RD (Red), YL (Yellow), OR (Orange), or VL (Violet).

Mini-Com All-Metal Shielded Modular Patch Panels

- Mount to standard EIA 19" racks
- Panels grounded when installed into rack with thread-forming bonding screws
- Panel provides seamless bonding of the jack module when jack module is snapped in
- Able to support 48 ports in 1 RU density

Part Number	Description	Part Number	Description
 CP24BLY	24-port, 1 RU, all-metal modular patch panel	 CPA48BLY	48-port, 2 RU, angled, all-metal modular patch panel
 CPA24BLY	24-port, 1 RU, angled, all-metal modular patch panel	 CP48WSBLY	48-port, 2 RU, all-metal modular patch panel with strain relief bar
 CP24WSBLY	24-port, 1 RU, all-metal modular patch panel with strain relief bar	 CP48HDBL	48-port, 1 RU, high-density, all-metal modular patch panel
 CP48BLY	48-port, 2 RU, all-metal modular patch panel	 CPA48HDBL	48-port, 1 RU, angled, high-density, all-metal modular patch panel

HD patch panels do not require CPT tool. For full range of modular patch panels, contact Panduit customer service.