

PanGen® Category 6A Shielded System Solutions

PanGen®
STRUCTURED CABLING SOLUTIONS

Key Features and Benefits of PanGen Category 6A Shielded Solutions:

- Designed to exceed ANSI/TIA-568.2-D channel requirements
- Installations covered by a 25-year comprehensive warranty program that provides performance to the latest industry standards
- A single point of contact for all PanGen inquiries
- All connectivity components are 100% performance-tested
- Quick installation of PanGen systems is provided through an extensive network of specially trained and certified installers
- Outstanding performance on all electrical parameters to provide a system that exceeds all applicable standards
- An overall shielded cable, requiring grounding and providing industry-leading protection from external cable noise sources
- TRU-Mark® footage marking system to help eliminate unused lengths of cable and save installation time
- Jack modules feature the patented Enhanced Giga-TX™ technology for terminations, which optimizes performance by maintaining cable pair geometry and eliminating conductor untwist
- Patch cords feature slender strain relief boots for easy access to high-density environments and a patented tangle-free latch which prevents snags and provides easy release for simple moves, adds and changes
- Modular patch panels are available in flat and angled styles

Recommended for:

- IEEE 802.3: 10G BASE-T, 1000 BASE-T, 100 BASE-TX, 10 BASE-T, PoE, PoE++
- ANSI/TIA 854: 1000 BASE-TX
- Digital Video
- Broadband and Baseband Analog Video
- CDDI, Token Ring, ATM
- LEED projects

Category 6A Shielded System

Electrical Value	Insertion Loss	NEXT	PSNEXT	PSACR-F	PSACR-N	PSANEXT	PSAACR-F	Return Loss
Guaranteed Channel Headroom over ANSI/TIA Category 6A	3%	3.5 dB	5 dB	10 dB	6.5 dB	20 dB	20 dB	3 dB
Guaranteed Channel Headroom over ISO Class E _A	3%	2.5 dB	4 dB	10 dB	6.5 dB	20 dB	20 dB	3 dB

*Electrical values are above specified standards and consist of worst pair margin per ANSI/TIA 568.2-D Category 6A and ISO 11801 Class E_A standards.

GenSPEED® 10,000 CATEGORY 6A F/UTP (ScTP) CABLE



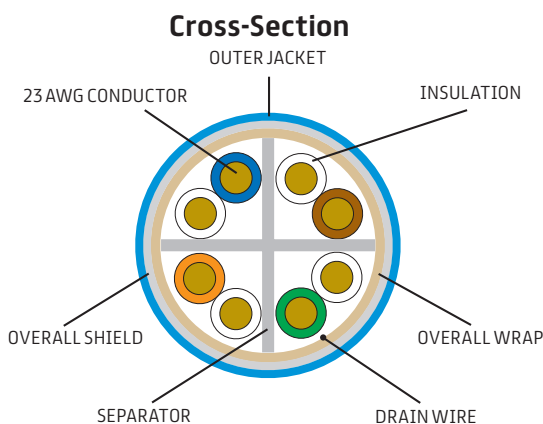
Features and Benefits

- An overall shielded or foiled-twisted pair (F/UTP) cable, requiring grounding and providing industry-leading protection from external cable noise sources, also known as alien crosstalk (PSANEXT and PSAACRF)
- Improved cable temperature rating (90°C plenum, 75°C riser) for greater protection against increased operating temperatures and for high-wattage applications
- The internal separator optimizes internal pair geometry to yield superior electrical performance and maintain flexibility. This unique cross-web stabilizes each pair to create a smaller, round cable profile
- UL Certified Environmental Product Declaration (EPD) contributes toward one LEED® credit under Material and Resource credit (MRC)
- Health Product Declaration™ (HPD™) contributes toward one LEED credit under MRC
- TRU-Mark® print legend contains footage markings from 1000' to 0'
- Made in U.S.A.

Part Numbers

Jacket Color	Spool (Standard packaging: 1000')	
	CMP (Plenum)	CMR (Non-Plenum)
Blue	7131586	7133586
White	7131587	7133587

Contact PanGen Customer Service to see all colors and options.
Non-stock items may be subject to minimum order quantities.



For additional Panduit or GenSPEED® components, visit
www.pangensolutions.com





PANDUIT®

GenSPEED®

A Brand of Prysmian Group
Form No. PNG-0176-1023

Mini-Com® TX6A™ 10Gig Shielded Jack Modules

- Exceed ANSI/TIA 568.2-D Category 6A, IEEE 802.3an-2006 and ISO 11801 Class E_A channel standards
- Meet IEC 60512-99-002 for 2500 cycles of engaging and separating conductors under electrical load
- Support IEEE 802.3af, 802.3at and 802.3bt type 3 and type 4 for all PoE applications up to 100 W
- Fully grounded and bonded to patch panel when installed in Panduit All-Metal Modular Patch Panels (0.187" grounding tab for grounding jacks)
- Operating temperature: -10°C to 75°C (14°F to 167°F)
- UL Certified EPD and HPD for LEED credits under MRc
- UL 2043 (suitable for use in air-handling spaces)

Part Number	Description	Part Number	Description
 CJS6X88TG*Y	Category 6A, shielded, RJ45, 8-position, 8-wire universal module	 CJSH6X88TG*Y	Category 6A, shielded, RJ45, 8-position, 8-wire universal module with spring-shuttered door
 CJS6X88TGY-24	24-pack Category 6A, shielded, RJ45, 8-position, 8-wire universal module	 FPS6X88MTG	Category 6A RJ45 Shielded Field Term Plug for field termination of 4-pair shielded twisted pair cable


The standard shielded jack is BL (Black): CJS6X88TGY

*Color Designation: BU (Blue), RD (Red), YL (Yellow), GR (Green), or VL (Violet). Ex: CJS6X88TGBUY.

Shield grounding requires proper installation of shielded jack module and the use of shielded patch cords and cable. For grounding shielded modules not installed in a shielded patch panel, see Panduit's shielded jack module grounding kit, CJS6K-KY.

TX6A and TX6A-28 Shielded Copper Patch Cords

- Exceed requirements of ANSI/TIA 568.2-D Category 6A, IEEE 802.3an-2006 and ISO 11801 Class E_A channel standards
- Meet IEC 60512-99-002 for 2500 cycles of engaging and separating conductors under electrical load
- Compatible with the *RapidID* Network Mapping System
- Plug performance in center of TIA component range, ensuring interoperability and 10G BASE-T Ethernet channel performance
- Support IEEE 802.3af, 802.3at and 802.3bt type 3 and type 4 for all PoE applications up to 100 W









Part Number	Description	Part Number	Description
 STP6X*IG	Category 6A, 26 AWG, 10 Gb/s shielded S/FTP patch cord with TX6A modular plugs on each end	 STP28X**MIG	Category 6A, 28 AWG, small diameter, 10 Gb/s shielded F/UTP patch cord with TX6A 10Gig modular plugs on each end

*Available lengths: 3 to 20 feet (one foot increments), 25 to 40 feet (five foot increments); **Available lengths: 0.5-10 meters (0.5 meter increments), 11-20 meters (one meter increments), and 25-40 meters (5 meter increments). Replace * or ** in part number with length designation.

Available colors: IG (International Grey), BL (Black), BU (Blue), GR (Green), RD (Red), YL (Yellow), OR (Orange), or VL (Violet). To designate a color other than International Grey, replace IG with color code.

Mini-Com All-Metal Shielded Modular Patch Panels

- Mount to standard EIA 19" racks
- Panels grounded when installed into rack with thread-forming bonding screws
- Panel provides seamless bonding of the jack module when jack module is snapped in
- High-density panels support 48 ports in 1 RU density

Part Number	Description	Part Number	Description
 CP24BLY	24-port, 1 RU, all-metal modular patch panel	 CPA48BLY	48-port, 2 RU, angled, all-metal modular patch panel
 CPA24BLY	24-port, 1 RU, angled, all-metal modular patch panel	 CP48WSBLY	48-port, 2 RU, all-metal modular patch panel with strain relief bar
 CP24WSBLY	24-port, 1 RU, all-metal modular patch panel with strain relief bar	 CP48HDBL	48-port, 1 RU, high-density, all-metal modular patch panel
 CP48BLY	48-port, 2 RU, all-metal modular patch panel	 CPA48HDBL	48-port, 1 RU, angled, high-density, all-metal modular patch panel

HD patch panels do not require CPT tool. For full range of modular patch panels, contact Panduit customer service.